

TOF3D

The Future is back!
MIPM introduces TOF3D 
From the creators of TOF-Watch*.

TOF3D 
.....



CE
0123

RELIABLE • EASY TO USE • COST EFFECTIVE

TOF3D

The Future is back!

MIPM introduces TOF3D

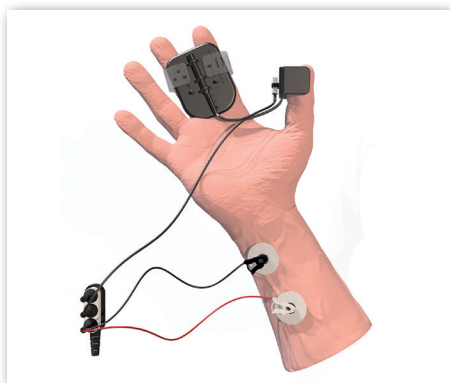
From the creators of TOF-Watch.

Our team has more than 20 years experience in
Neuromuscular Transmission Monitoring.

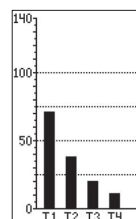
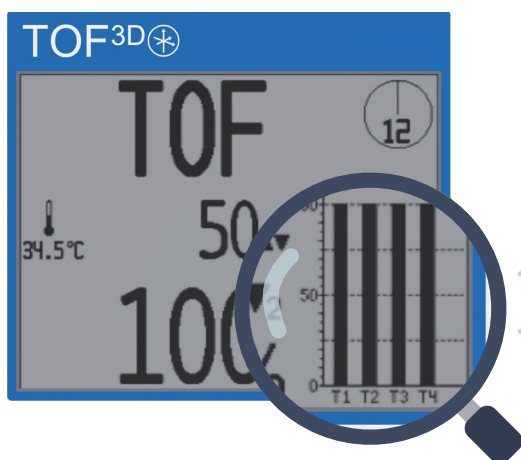


- 3-Dimensional Acceleration measurement
- Various stimulation modes
 - TOF, PTC, TET, Single Twitch, Double Burst etc.
- Integration to other patient monitors and Hospital networks*
- Battery powered
 - more than 1500 hours continuous operation
 - standard AA batteries
- Big 4,4 Inch LCD Display
- Table-top use or mounted to an IV pole
- Operation via Patient monitor*
- Alert management
 - Set lower and upper alert limits for TOF Levels
- Skin surface temperature measurement

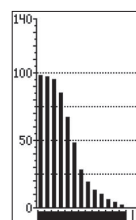
* Depending on monitor model



- Use of standard electrodes
- Hand adapter for easy positioning
- impedance monitoring for optimal stimulation



Presentation of
TOF response



Presentation of Twitch Height
and trend during operation



MIPM MAMMENDORFER INSTITUT FÜR PHYSIK UND MEDIZIN GMBH

Oskar-von-Miller Strasse 6 · 82291 Mammendorf/Germany

Tel. +49 8145 9209 0 · Fax +49 8145 9209 33

info@mipm.com



Scan the QR Code above or
visit us at: www.mipm.com